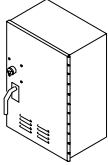
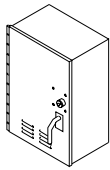
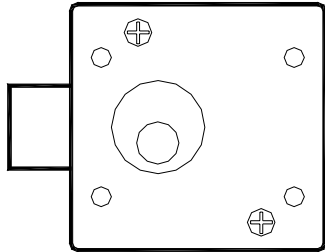


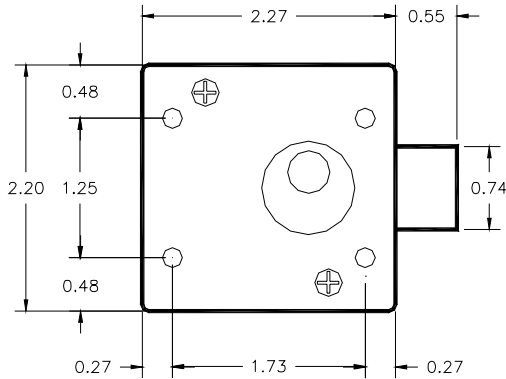
①



Right Hand Application
Hinges on right, Lock on left
(mount Lock as shown)



Left Hand Application
Hinges on left, Lock on right
(mount Lock as shown)



2



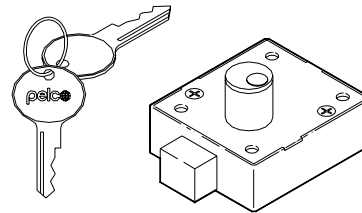
3

ITEM	DESCRIPTION	PART NO.
①	CABINET LOCK, Type II	SM-1026
2	KEY, Type II Cabinet Lock	SM-0198-2
3	BLANK KEY, Type II Cabinet Lock	SM-0198-B

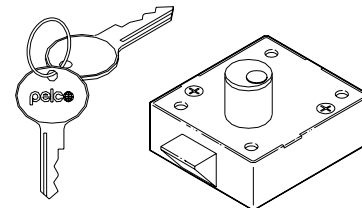
Notes:

1. Unless otherwise specified, all locks will be provided to fit a Type II Key. All locks can be provided with other key configurations upon request at an additional charge.
2. Please specify one of the following options when ordering.

ITEM 1 OPTIONS
SQUARE LATCH:
LOCK ONLY
LOCK w/ 1 KEY
LOCK w/ 2 KEYS
TAPERED LATCH:
LOCK ONLY
LOCK w/ 1 KEY
LOCK w/ 2 KEYS



Square Latch w/ 2 Keys



Tapered Latch w/ 2 Keys