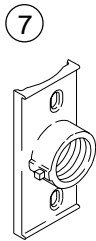


ITEM 1-6 OPTIONS
DOUBLE SET SCREWS
1 1/2" NPT THREADS
PAINT

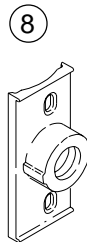
ITEM	DESCRIPTION	PART NO.
HUB PLATE:		
①	w/ Cable Guide, 1 1/2" NPS, Alum	SE-0444
②	w/o Cable Guide, 1 1/2" NPS, Alum	SE-0445
	w/o Cable Guide, 1 1/2" NPS, Iron	SE-4124
③	4" Pipe, 1 1/2" NPS, Alum	SE-0454
④	NPS Large Pole, 1 1/2" NPS, Alum	SE-0357
⑤	Flat Back, 1 1/2" NPS, Alum	SE-0415
⑥	Universal, 1 1/2" NPS, 1 1/2" Rear Opening, Alum	SE-4108
⑦	Universal, 1 1/2" NPS, Alum	SE-4071
⑧	Universal, Alum	SE-4130
⑨	Extended, 1 1/2" NPS, Alum	SE-0381
⑩	Extended Flat Back, 1 1/2" NPS, Alum	SE-0465
⑪	Narrow, 1 1/2" NPS, Alum	SE-4050
⑫	Single, 1 1/2" NPS, Alum	SE-0111
⑬	Double, 1" NPT, Alum	SE-0112
⑭	Wood Pole, Horizontal, 1 1/2" NPS, Alum	SE-4079

Notes:

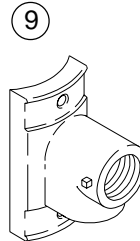
1. All assemblies are supplied standard with stainless steel fasteners and natural aluminum alodine coating.
2. Please specify options when ordering.



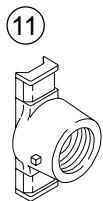
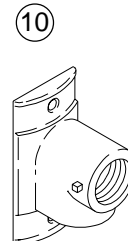
OPTIONS
DOUBLE SET SCREWS
REAR HOLE: 5/16" Dia. 3/4"-14 NPT
PAINT



OPTIONS
THREADS: 3/4"-14 NPT 3/8"-16 NC
PAINT



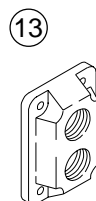
ITEM 9-10 OPTIONS
1 1/4" NPT DOWN HOLE
3/4" MOUNTING HOLES
PAINT



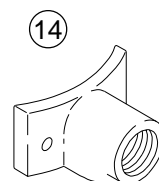
OPTIONS
DOUBLE SET SCREWS
1 1/2" NPT THREADS
REAR HOLE: 3/4" NPT or 15/16"
PAINT



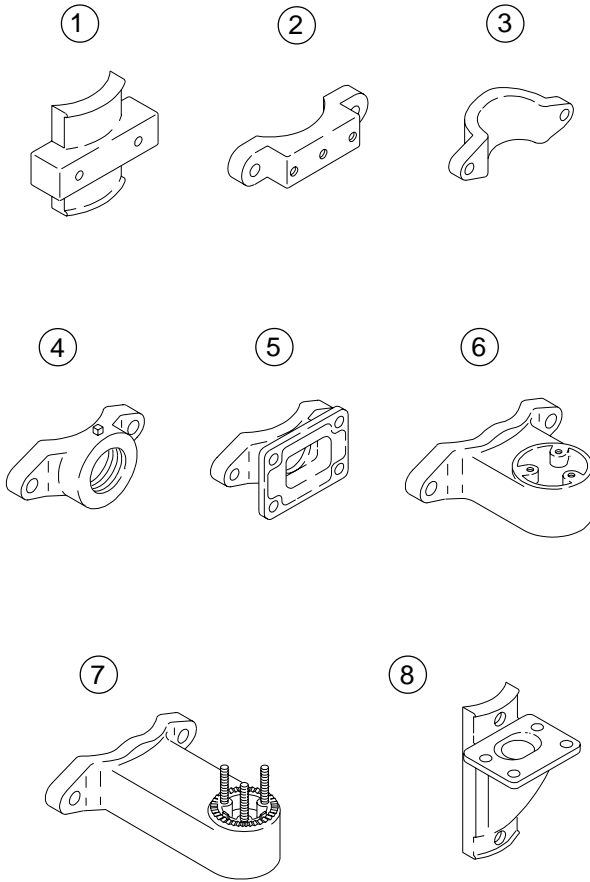
OPTIONS
9/16" MOUNTING HOLES
DOUBLE SETSCREWS
1 1/2" NPT THREADS
PAINT



OPTIONS
PAINT



OPTIONS
1 1/4" NPT DOWN HOLE
PAINT



ITEM	DESCRIPTION	PART NO.
①	CABINET MOUNTING BRACKET, Alum	SE-0425
②	SIGN CLAMP, 4½" OD Pole, Alum	SH-0214
③	ADAPTER, 2-7/8" to 3½" OD Pole, Alum	SE-4078
④	MOUNTING HUB, 1½" NPS, 4½" OD Pole, Alum	SE-0384
⑤	MOUNTING BRACKET, 4½" OD Pole, Alum	SE-0104
LIGHT MOUNTING BRACKET:		
⑥	Tri-Bolt for 8" Signal, Alum	SE-0109
⑦	Tri-Stud for 8" & 12" Signal, Alum	SE-0567
⑧	SWEEP ELBOW, Pole Mount, Alum	SE-0578
⑨	CLOSURE PLATE, Flasher Cabinet, Alum	SE-0117
⑩	HUB GASKET, Flasher Cabinet	SE-0119
⑪	HUB GASKET, Flasher Cabinet	SE-0148
CABINET MOUNTING BRACKET:		
⑫	4½" x 3-3/8" x 4½", 1/8" Alum	SE-0141
⑬	4½" x 3-3/8" x 2-7/8", 1/8" Alum	SE-0113
⑭	6-3/4" x 3½" x 2-1/16", ¼" Alum	SE-0118
⑮	6-3/4" x 4½" x 2-1/16", ¼" Alum	SE-0120
⑯	6-3/4" x 6" x 2-1/16", ¼" Alum	SE-0126

Notes:

1. All assemblies are supplied standard with stainless steel fasteners and natural aluminum alodine coating.
2. Please specify options when ordering.

ITEM 1-9 OPTIONS
PAINT

