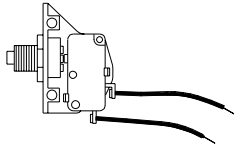
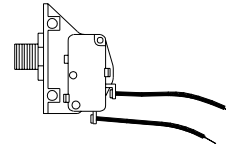


SWITCHES:

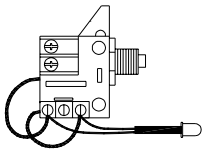


SE-0211
Long Life Switch
w/ 3" Wire Leads

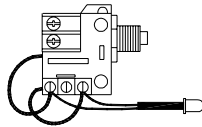
OPTIONS
For 2" Mushroom Plunger in Round Push Button
Wire Nuts



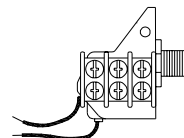
SE-6016
Long Life Switch
w/ 3" Wire Leads
(for 1-1/8" Dome Plunger)



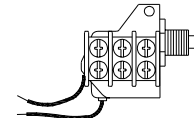
SE-6050
Long Life Switch
w/ Circuit Module
& LED Sub-Assembly



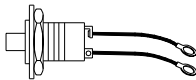
SE-6059
Long Life Switch
w/ Circuit Module
(for 2" Mushroom Plunger)



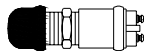
SE-6056
Long Life Switch
w/ 3" Wire Leads
& Terminal Strip



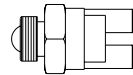
SE-6057
Long Life Switch
w/ 3" Wire Leads
& Terminal Strip
(for 2" Mushroom Plunger)



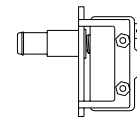
SE-2033
Snap Action Switch
w/ 3" Wire Leads & Terminals



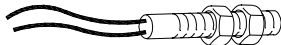
SE-0265
Heavy Tension Switch
w/ Rubber Boot



SE-6047
Mechanical Switch
w/ Ball Plunger



SE-0254
Metal Actuator Switch



SE-6051-1
Reed Switch W/ Hex. Nuts
& Spade Terminal



SE-6051
Reed Switch
W/ Hex. Nuts

LEDs:



SE-6018
Super Bright LED Lens Assy.
3 Volt w/ 6" Wire Leads



SE-6058
Super Bright LED Lens Assy.
3 Volt w/ 6" Wire Leads
& Spade Terminals



SE-6020
Super Bright LED Indicator Assy.
Volt w/ 6" Wire Leads
& Panel Mnt. Holder