

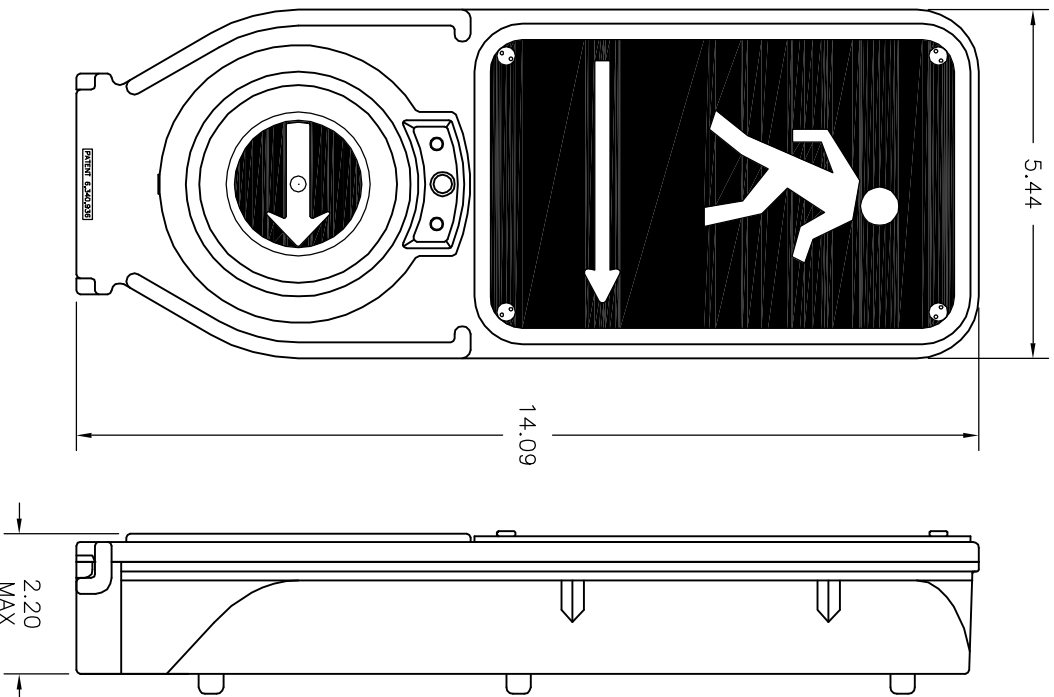
PUSH BUTTON STATION

The 2 Wire Navigator PBS is the pedestrian interface to the Navigator Accessible Pedestrian System. A system includes a Central Control Unit (CCU), a Configurator, and up to 12 Push Button Stations. The PBS provides valuable information and cues via both a vibrating arrow button and audible sounds making the intersection accessible for all pedestrians. All sounds emanate from the back of the unit. The weather-proof speaker is protected by a vandal resistant screen. A sunlight visible red LED latches "ON" to confirm the button has been pushed. PBS includes frame, sign, ADA compliant push button, and mounting hardware.

By interfacing with the Central Control Unit that installs in the traffic control cabinet the PBS can provide the following standard features.

- Confirmation of button push via latching LED, sound, and vibrotactile bounce.
- Direction of travel (with extended button push).
- Standard locating tone during Don't Walk (and clearance if desired).
- Cuckoo, chirp, or standard voice message during walk.
- Vibrating button during walk.
- Standard locating tone, custom sound, or verbal countdown during PED clearance.
- All sounds automatically adjust to ambient over 60dB range.
- Most sounds can have minimum and maximum volume independently set.
- All sounds are synchronized.
- Extended button push can turn on, boost volumes, and/or mute all sounds except those on activated crosswalk.
- Special emergency messages available.

Additional custom options listed on page 2.



INFORMATION ON THIS DOCUMENT IS  
FOR POLARA ENGINEERING INC. ONLY.  
IT IS NOT TO BE COPIED, REPRODUCED,  
OR DISCLOSED IN WHOLE OR IN PART  
WITHOUT WRITTEN CONSENT OF POLARA

Revised	-	01/09/04																		
<p><b>POLARA ENGINEERING INC.</b>                  4115 W. ARTESIA AVE. FULLERTON, CA. 92833                  TOLERANCES: .XXX ±.005 .XX ±.02 (EXCEPT AS NOTED)                  SCALE 1:3</p>																				
DRAWN BY		BB	CKR.	ENG. MGR.	MFG. MGR.	SHEET	1	OF	2											
DATE		03-14-03	DSN. ENG.	Q.A. APP.	FINAL APP.	USE														
TITLE											DWG. NO.									
2 WIRE NAVIGATOR											N25ANO-X									
PUSH BUTTON STATION (PBS)																				
REV. DATE	LTR	E.C.O. NO.	BY	CKR	ENG	DSN	MFG	QA	FNL											

Custom message and sound options definable by customer include:

- Custom locating tone
- Informational message
- Custom walk sounds/message
- Custom clearance sound
- Multiple languages (up to three, selectable by user)
- Street name in Braille on the sign

All above features along with many more are field selectable using a Configurator. With the Configurator, a single PBS or all PBS's on the intersection can be changed/updated with a single button push.

Available in three standard colors - Black, Green & Yellow  
 -X at end of part number specifies color:

- B = Black, -G = Green, -Y = Yellow

Environmental: -40°F to 150°F

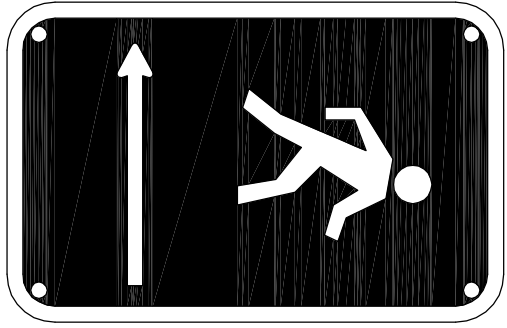
Push Button: ADA Compliant, raised tactile arrow on button, solid state switch rated to 20 million actuations minimum.

Construction: Cast aluminum, chem filmed, powder coated

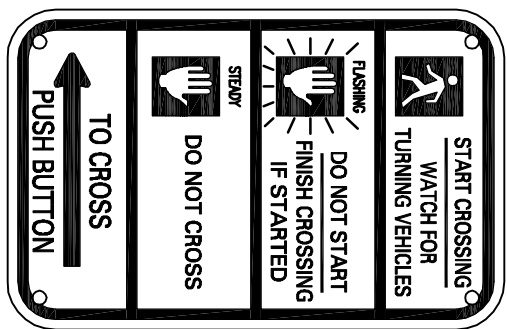
The 2 Wire Navigator is designed to operate using existing button wires (a pair of wires + and Common) for each phase with from one to a maximum of three Push Button Stations on a phase. If there is not a separate common for each phase, Polara cannot guarantee the system will work properly in all instances. Each case will have to be tried and proven because it depends upon the condition of the wires, splices, etc., and whether the common is shared with the 115V light system. In the event the 2 Wire system does not work, Polara will swap it out for a 4 Wire system as long as there is no damage to the units.

DWG. NO.  
N25ANO-X

STANDARD SIGN OPTIONS



OPTION A



OPTION B

REV.	DATE	LTR	E.C.O. NO.	BY	CKR	ENG	DSN	MFG	QA	FNL
/										

**POLARA ENGINEERING INC.**  
 4115 W. ARTESIA AVE. FULLERTON, CA. 92833

TOLERANCES: .XXX ±.005 .XX ±.02 (EXCEPT AS NOTED) SCALE 1:3

DRAWN BY	CKR.	ENG. MGR.	MFG. MGR.	SHEET
BB				2 OF 2
DATE	DSN. ENG.	Q.A. APP.	FINAL APP.	USE
03-14-03				

TITLE: 2 WIRE NAVIGATOR  
 PUSH BUTTON STATION (PBS) DWG. NO. N25ANO-X

INFORMATION ON THIS DOCUMENT IS NOT TO BE USED, COPIED, REPRODUCED OR DISCLOSED IN WHOLE OR IN PART WITHOUT WRITTEN CONSENT OF POLARA